

Basics of Transportation Signs



Bike



Bus



*Drive a car*





Ferry



*Ride in a car*



Subway/metro





*Taxi/cab*



*Train*





Walk

## Basics of Transportation Cards



*Wear a helmet.*



*When possible, use bike lanes and ride in the same direction as the traffic on your side of the road.*



*When there are no bike lanes, ride on the side of the road in the same direction as the traffic.*



*Use the correct hand signals when turning or stopping.*



*Lock your bike when you are not using it.*



*Buy a ticket or pass in advance.*





*Arrive early.*



*Wait at a bus stop and flag the bus if needed.*



*Step onto the bus.*



*Show your ticket or pass or purchase a ticket.*



*Sit or hold the rail while standing.*



*Press the button or pull the string before your stop.*



*Check to make sure you have all of your belongings.*



*Exit at your stop.*



*Study for a learner's permit to drive.*



*Take and pass the learner's permit test.*



*Take driver's education classes.*



*Practice driving with a licensed driver.*



*Take and pass the driving test.*



*Get a driver's license.*



*Buy insurance.*



*Register your car.*





*Buy a car.*




*Buy gas.*



*Maintain your car.*



*Buy a ticket or pass.*




*Arrive early.*



*Board the ferry when it is ready.*



*Sit or hold the railing while standing.*



*Check to make sure you have all of your belongings.*



*Exit when the ferry arrives at your destination.*



*Open the door.*



*Buckle children under the age of \_\_\_\_\_ into child safety seats.*



*Sit down on the seat.*




*Close the door.*



*Buckle your safety belt.*



*Buy a ticket, token, or pass.*



*Arrive early.*





*Step into the subway car when it arrives.*



*Sit or hold the rail while standing.*



*Check to make sure you have all of your belongings.*



*Exit at your stop.*



*Flag a taxi by waving from the side of the road.*



*Call a taxi company on the telephone.*



*Go to a taxi stand and tell the attendant that you would like a taxi.*



*Open the back passenger side door.*



*Buckle the safety belts of children.*



*Sit down on the seat.*



*Close the door.*



*Buckle your safety belt.*



*Tell the driver where you are going.*



*Pay the driver when you arrive at your stop.*



*Check to make sure you have all of your belongings.*



*Open the door and get out of the taxi.*



*Thank the driver and close the door.*



*Walk to the curb.*



*Buy a ticket or pass.*



*Arrive early.*



*Step onto the train when it is ready.*



*Sit or hold the rail while standing.*



*Check to make sure you have all of your belongings.*



*Exit at your stop.*





*Walk on the sidewalk when possible.*



*If there is no sidewalk, walk facing traffic, either off the road or on the shoulder of the road.*



*Find a crosswalk to cross the road safely.*



*Press the button.*



*Wait for a walk signal.*



*Look left, right, and left again before crossing the road to make sure no cars are coming.*



*Walk quickly across the road.*

## Basics of Transportation Answer Key

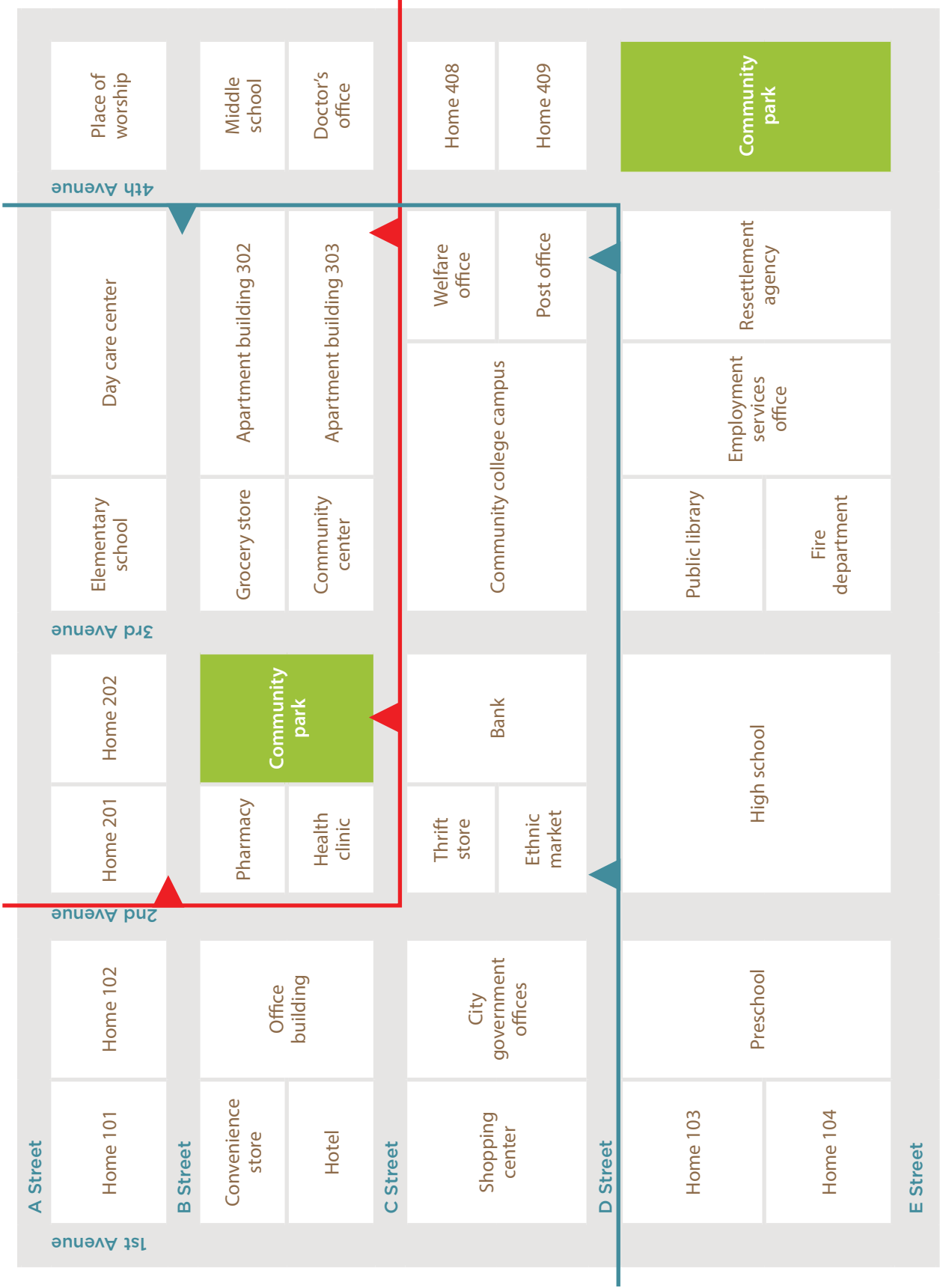
		Steps to the Process of Using the Form of Transportation	Notes and Overlap Among the Steps
Type of Transportation	Bike	Wear a helmet.	
		When possible, use bike lanes and ride in the same direction as the traffic on your side of the road.	Only one of these two steps would take place.
		When there are no bike lanes, ride on the side of the road, in the same direction as the traffic.	
		Use the correct hand signals when turning or stopping.	
		Lock your bike when you are not using it.	
	Bus	Buy a ticket or pass in advance.	Paying for or purchasing a ticket or pass may take place after stepping onto the bus.
		Arrive early.	
		Wait at a bus stop and flag the bus if needed.	
		Step onto the bus.	
		Show your ticket or pass or purchase a ticket.	
		Sit or hold the rail while standing.	
		Press the button or pull the string before your stop.	
		Check to make sure you have all of your belongings.	
	Drive a Car	Exit at your stop.	
		Study for a learner's permit to drive.	These two steps may be reversed or may not be required, depending on the state and age of the driver.
		Take and pass the learner's permit test.	
		Take driver's education classes.	
		Practice driving with a licensed driver.	
		Take and pass the driving test.	
		Get a driver's license.	
Buy insurance.			
Buy a car.			
Register your car.			
Buy gas.			
Maintain your car.			

		Steps to the Process of Using the Form of Transportation	Notes and Overlap Among the Steps
Type of Transportation	Ferry	Buy a ticket or pass.	Paying for or purchasing a ticket or pass may take place after arriving.
		Arrive early.	
		Board the ferry when it is ready.	
		Sit or hold the railing while standing.	
		Check to make sure you have all of your belongings.	
		Exit when the ferry arrives at your destination.	
	Ride in a Car	Open the door.	
		Buckle children under the age of _____ into child safety seats.	
		Sit down on the seat.	
		Close the door.	
		Buckle your safety belt.	
	Subway/Metro	Buy a ticket, token, or pass.	Purchasing a ticket, token, or pass may take place after arriving.
		Arrive early.	
		Step into the subway car when it arrives.	
		Sit or hold the rail while standing.	
		Check to make sure you have all of your belongings.	
		Exit at your stop.	
	Taxi/Cab	Flag a taxi by waving from the side of the road.	Only one of these three steps would take place.
		Go to a taxi stand and tell the attendant that you would like a taxi.	
		Call a taxi company on the telephone.	
Open the back passenger side door.			
Buckle the safety belts of children.			
Sit down on the seat.			
Close the door.			
Buckle your safety belt.			
Tell the driver where you are going.			
Pay the driver when you arrive at your stop.			
Check to make sure you have all of your belongings.			
Open the door and get out of the taxi.			
Thank the driver and close the door.			
Walk to the curb.			



		Steps to the Process of Using the Form of Transportation	Notes and Overlap Among the Steps
Type of Transportation	Train	Buy a ticket or pass.	
		Arrive early.	
		Step onto the train when it is ready.	
		Sit or hold the rail while standing.	
		Check to make sure you have all of your belongings.	
		Exit at your stop.	
	Walk	Walk on the sidewalk when possible.	Only one of these two steps would take place.
		If there is no sidewalk, walk facing traffic, either off the road or on the shoulder of the road.	
		Find a crosswalk to cross the road safely.	These steps would take place only if there is a crosswalk.
		Press the button.	
		Wait for a walk signal.	
		Look left, right, and left again before crossing the road to make sure no cars are coming.	
		Walk quickly across the road.	

# Getting Around Game Board 1



Transportation Cards



Car



City bus



Bike



Carpool





*Taxi/cab*



*Walk*







*Intercity bus*








*Train*

## Task Lists







### Task List 1

1	 <p><i>Get assistance looking for a job.</i></p>
2	 <p><i>Buy groceries for the week.</i></p>
3	 <p><i>Go to the post office to buy stamps to mail a letter.</i></p>
4	 <p><i>Visit a doctor.</i></p>
5	 <p><i>Take your child to a playground.</i></p>
6	 <p><i>Attend an English class.</i></p>

### Task List 2

1	 <p><i>Apply for the Supplementary Nutrition Assistance Program.</i></p>
2	 <p><i>Get immunizations.</i></p>
3	 <p><i>Talk with your child's teacher.</i></p>
4	 <p><i>Go to a place of worship.</i></p>
5	 <p><i>Buy a calling card to call your family overseas.</i></p>
6	 <p><i>Attend a community event.</i></p>

### Task List 3

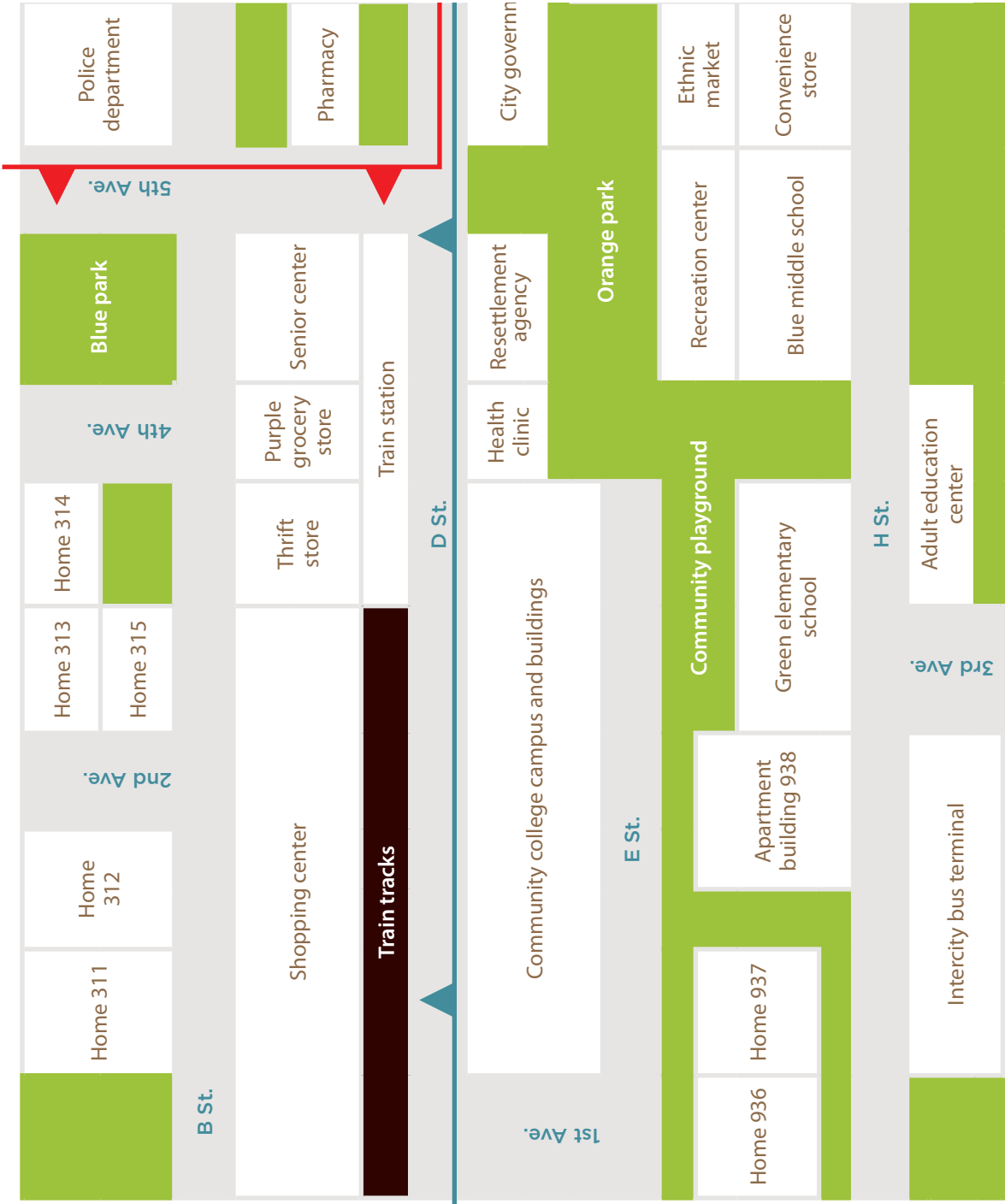
1	 <p><i>Take your child to preschool.</i></p>
2	 <p><i>Meet with your case worker/manager.</i></p>
3	 <p><i>Go to work at an office.</i></p>
4	 <p><i>Find where the emergency room is.</i></p>
5	 <p><i>Borrow a book to read.</i></p>
6	 <p><i>Get cough medicine.</i></p>

### Task List 4

1	 <p><i>Take your child to day care.</i></p>
2	 <p><i>Go to work at a hotel.</i></p>
3	 <p><i>Open a bank account.</i></p>
4	 <p><i>Buy dishes for your kitchen.</i></p>
5	 <p><i>Attend an English language class.</i></p>
6	 <p><i>Visit a friend.</i></p>



# Getting Around Game Board 2: Left Side



# Getting Around Game Board 2: Right Side



## My New Car Role Play: Part 1

*Roles: Trainer, Owner, Dealer, Officer*

Trainer: The new car Owner is at the used car dealership. The Owner has decided which car to buy, and the new Owner and Dealer have agreed on a price.

Owner: Thank you for your help today.

*The Owner and Dealer shake hands.*

Dealer: Enjoy your new car.

*The Owner gets into the car, puts on her/his safety belt, and drives away.*

Trainer: Soon the Owner is stopped by a police Officer.

*The Owner pulls over to the side of the road and the Officer walks to the car window.*

Officer: License and registration, please.

Owner: I just bought this car.

Officer: Usually the registration is kept in the glove compartment, in front of the passenger seat.

*The Owner hands the Officer the registration paper.*

Officer: Thank you. You have one month to get this car registered under your name. Where is your license?

Owner: I have not gotten my driver's license yet.

**Stop the role play.**

*Ask participants watching the role play:*

What is the problem here?

*Response: It is illegal to drive without a license.*



## My New Car Role Play: Part 2

*Roles: Trainer, Owner, Neighbor, Officer*

**Trainer:** Six months later, the Owner has taken the required driver's education classes and has gotten her/his driver's license. After another month, the Owner gets her/his car inspected and registered.

*The Owner is driving again, following a Neighbor who is also driving. The Neighbor stops quickly, and the Owner's car bumps into the Neighbor's car from behind.*

*The Owner and the Neighbor get out of their cars.*

**Owner:** I am sorry. Why did you stop so suddenly?

**Neighbor:** I saw a small animal in the road and did not want to hit it. Since we were in an accident, I have to call the police.

*The Neighbor calls the police. The Officer arrives and inspects the cars.*

**Officer:** This looks like minor damage.

*[To the Owner] Your insurance company will have to cover this.*

**Owner:** I do not have car insurance, but I have health insurance. Will that work?

**Stop the role play.**

*Ask participants watching the role play:*

What is the problem here?

*Response: It is illegal to drive without car insurance.*

## My New Car Role Play: Part 3

*Roles: Trainer, Owner*

**Trainer:** After a few months, the Owner has saved enough money and gets car insurance. S/he makes payments each month. S/he is driving again.

**Owner:** *[Driving.]* I need to get gas. But now that I have car insurance, I don't have enough money to pay for gas.

**Stop the role play.**

*Ask participants watching the role play:*

What happens if you do not get gas for your car?

*Response: The car will stop running.*

## My New Car Role Play: Part 4

*Roles: Trainer, Owner, Mechanic*

- Trainer: It takes the Owner a few weeks to save money for gas.
- Owner: My car's brakes are squeaking. I should probably get them checked out.
- Trainer: The Owner takes the car to an auto repair shop to have the brakes checked. The Mechanic looks at the brakes.
- Mechanic: You need new front brake pads. It is not safe to drive with these pads.
- Owner: Oh, no!
- Mechanic: Do you want me to do the work? It will cost \$90.

### **Stop the role play.**

*Ask participants watching the role play:*

What should the Owner do?

*Response: If the owner wants to keep the car, s/he will need to get new brake pads.*

## My New Car Role Play: Part 5

*Roles: Trainer, Owner, Officer*

- Trainer: One month later, the Owner has saved enough money and has the Mechanic fix the brake pads. The Owner is driving again.
- Owner: *[Driving]* Today I am going shopping in town.
- The Owner parks and goes into a store. The Officer approaches the car and starts writing a ticket. The Owner comes out of the store as the officer is writing.*
- Owner: Good afternoon, Officer.
- Officer: *[Handing a small piece of paper to the Owner.]* Here is your ticket.
- Owner: Why did I get a ticket?
- Officer: You left your car and did not pay for parking.

### **Stop the role play.**

*Ask participants watching the role play:*

What is the problem here?

*Response: In many places you have to pay to park, and if you don't pay, you will be fined.*

## My New Car Pictures



*Do not follow other cars too closely.*



*If you are in an accident, you need to call the police.*





*Most new drivers need to take driver's education classes.*



*You can buy a car.*



*You need to have enough gas in your car.*



*You need to have your driver's license.*





*You need to insure your car.*



*You need to maintain your car and fix things that are broken.*





*You need to park legally and pay for parking when necessary.*



*You need to register your car in your name.*

# Transportation Unit Vocabulary Worksheet 1

Directions: Look at the pictures. Decide whether each picture shows something you need to drive a car or depicts a place to go. Then draw a line to the right category. You may also write the word and add your own words.

police station



insurance



driver's license



shopping center



learner's permit



gasoline



school



Things you need to drive a car

- ▶ \_\_\_\_\_
- ▶ \_\_\_\_\_
- ▶ \_\_\_\_\_
- ▶ \_\_\_\_\_
- ▶ \_\_\_\_\_
- ▶ \_\_\_\_\_
- ▶ \_\_\_\_\_



Places to go with transportation

- ▶ **police station**
- ▶ \_\_\_\_\_
- ▶ \_\_\_\_\_
- ▶ \_\_\_\_\_
- ▶ \_\_\_\_\_
- ▶ \_\_\_\_\_
- ▶ \_\_\_\_\_

## Transportation Unit Vocabulary Worksheet 2

Directions: Read the paragraph below. Use the word bank, the definitions, and your glossary to complete the sentences.

Word Bank			
carpool	driver's license	insurance	learner's permit

Abdul's daughter Fatimah is turning 16. Abdul wants Fatimah to learn how to drive. First she

needs a \_\_\_\_\_ . Then she can  
*(a card you get from the motor vehicle office that gives you permission to learn to drive)*

only drive with Abdul and her mom. After a few months she can take a test to get her

\_\_\_\_\_. Abdul will need to add her to  
*(a card you get from the motor vehicle office of your state to legally drive)*

his \_\_\_\_\_ in case she is in an accident. After she drives  
*(the promise of a company to cover the cost of an accident)*

for a year, then she can drive her friends. They can \_\_\_\_\_ to  
*(an agreement among drivers to share driving and costs)*

soccer practice.

