

Refugee Laws and Status Cards



*As a refugee, you have the right to work in the United States.*



*Breaking the law could affect your legal status.*



*In an emergency, you should call 9-1-1.*



*It is your responsibility to learn U.S. laws.*





*There are laws about child supervision, neglect, and abuse.*



*There are laws about disciplining children.*



*There are laws about domestic violence.*



*There are laws about the use of alcohol, tobacco, drugs, and firearms.*



*You can trust police and other law enforcement officers to help you.*



## Refugee Laws and Status Answer Key and Notes

---



As a refugee, you have the right to work in the United States.

*Participants should understand that, as refugees, they can work in the United States.*

*Notes on local laws:*

---



Breaking the law could affect your legal status.

*It is the responsibility of the individual to learn local, state, and federal laws and obey them. Refugees who break laws may pay a fine or go to jail; breaking the law could also affect a person's immigration status.*

*Notes on local laws:*

---



In an emergency, you should call 9-1-1.

*Explain to participants that in an emergency they need to pick up a phone and dial 9-1-1. Have participants practice saying, "fire," "police," and, "ambulance." Tell participants that if they need to call 9-1-1, they should answer as many questions as possible and stay on the line until the operator tells them to hang up. Participants who don't speak English should say, "No English," and tell the operator the language they speak.*

*Notes on local laws:*

---



It is your responsibility to learn U.S. laws.

*If you break a law, it can affect your freedom and immigration status, even if you did not know the law.*

*Notes on local laws:*

---



There are laws about child supervision, neglect, and abuse.

*Children in the United States need to be supervised at all times until they are considered old enough, by law, to look out for themselves. That age differs in different locations. Not supervising a child properly is considered neglect or abuse and is illegal.*

*Notes on local laws:*

---



There are laws about disciplining children.

*Americans usually discipline their children by taking away privileges, such as playing with friends or watching television. Most Americans believe that it is wrong to discipline children by hitting or hurting them. It is against the law for a parent to injure a child on purpose.*

*Notes on local laws:*

---



There are laws about domestic violence.

*Hitting or hurting a family member is considered a crime in the United States.*

*Notes on local laws:*

---



There are laws about the use of alcohol, tobacco, drugs, and firearms.

*These laws differ by state. You are responsible for obeying each state's laws when you are in that state.*

*Notes on local laws:*

---



You can trust police and other law enforcement to help you.

*If a law enforcement official is walking toward you, do not be afraid. They are there to help. If you see a crime or have a problem, tell a police officer.*

*Notes on local laws:*

---

Emergency Service Responders Signs



*Ambulance*





Fire





Police

Phone Pad





## Using Emergency Services Script

*Tell participants to pretend that there has been an emergency while they are at home. Ask participants to dial 9-1-1 on their Phone Pad.*

Operator: 9-1-1. What is the nature of the emergency?

*Participants should respond with "fire," "ambulance," or "police."*

Operator: What is the location of the emergency?

*Participants should say their home address.*

Operator: Is anyone hurt?

*Participants should respond "yes" or "no."*

Operator: What is your name?

*Participants should state their first and last name.*

Operator: What is the phone number you are calling from?

*Participants should say their phone number, whether it is a landline or a cell phone.*

Operator: Okay. Please stay on the line.

*Participants should stay on the line and not say anything.*

Operator: Thank you. We will send someone right away. You can hang up the phone now.

Safety Procedures Signs



---


*Call 9-1-1*



---

*Call your case worker/manager*





*Call your child's teacher*



*Making Your Way: A Reception and Placement Orientation Curriculum*



---

*Call your doctor's office*



---

*Call your landlord/landlady*





*Call your neighbor*



*Making Your Way: A Reception and Placement Orientation Curriculum*



*Pull the fire alarm*



---

*Shout for help*





*Sit and wait for instructions*



*Use a fire extinguisher*

## Safety Situations and Responses List

*Note to trainer: The possible responses after each situation are examples of how people in the U.S. commonly respond to that situation. The responses may not apply to your community, or there may be additional ways that people in your community deal with the situation.*

A man ran by you and stole your bag.

*Possible responses: Shout for help, call 9-1-1.*

It is snowing heavily outside, and you are wondering if you should attend the meeting with your case worker/manager today.

*Possible response: Call your case worker/manager.*

The hot water is not working in your home.

*Possible response: Call your case worker/manager; call your landlord/landlady.*

The neighbors have a dog that barks very loudly and scares your children.

*Possible response: Call (or talk to) your neighbor.*

The smoke alarm in your home is making a beeping noise.

*Possible response: Call your case worker/manager; call your landlord/landlady.*

There is a large fire in your home.

*Possible response: Call 9-1-1.*

There is a small fire inside the oven in your home.

*Possible response: Use a fire extinguisher.*

You are afraid of getting hurt by someone in your family.

*Possible responses: Call your case worker/manager, call 9-1-1.*

You are pulled over by a police officer while you and a friend are driving.

*Possible response: Sit and wait (in the car) for instructions (from the police officer).*

You have had a headache for a few days that won't go away.

*Possible response: Call your doctor's office.*

You left your wallet on the bus.

*Possible response: Call your case worker/manager.*

You think your child has swallowed some poison.

*Possible response: Call 9-1-1.*

You think your spouse is having a heart attack.

*Possible response: Call 9-1-1.*

Your daughter is being made fun of at school.

*Possible response: Call your child's teacher.*



Your neighbor is playing loud music and you can't sleep.

*Possible response: Call your neighbor.*

Your son cuts his arm and is bleeding.

*Possible responses: Call your case worker/manager, call your doctor's office.*

Your son hits his head and is not conscious.

*Possible response: Call 9-1-1.*

## Safety Situations List

1. A man ran by you and stole your bag.
2. It is snowing heavily outside, and you are wondering if you should attend the meeting with your case worker/manager today.
3. The hot water is not working in your home.
4. The neighbors have a dog that barks very loudly and scares your children.
5. The smoke alarm in your home is making a beeping noise.
6. There is a large fire in your home.
7. There is a small fire inside the oven in your home.
8. You are afraid of getting hurt by someone in your family.
9. You are pulled over by a police officer while you and a friend are driving.
10. You have had a headache for a few days that won't go away.
11. You left your wallet on the bus.
12. You think your child has swallowed some poison.
13. You think your spouse is having a heart attack.
14. Your daughter is being made fun of at school.
15. Your neighbor is playing loud music and you can't sleep.
16. Your son cuts his arm and is bleeding.
17. Your son hits his head and is not conscious.

## Common Safety Practices Memory Cards



*Carrying money and valuables*



*Keep the money tucked away, and do not show the valuables.*



*Children returning home from school*



*Be sure that you or someone else is home so your children are not left alone.*



*Crossing the street*



*Use a crosswalk, obey traffic signals, and be aware of cars and other moving vehicles.*





*Drinking alcohol*



*Drink in moderation and don't drive if you have been drinking.*



*Having a disagreement with a family member, friend, or co-worker*




*Take a break from the disagreement and do not become violent.*



*Keeping cleaning supplies and medicines*



*Lock them safely away from children.*



*Leaving home*



*Lock windows and doors.*



*Moving to a new community*



*Meet your neighbors.*



*Riding a bike*



*Always wear a helmet.*



*Riding in a car*



*Always put babies and young children in special car sets, and wear a safety belt.*



*Using the stove or oven*



*Stay at home while the stove or oven is on.*



*Walking at night*



*Walk in groups.*



## Common Safety Practices Memory Card Answer Key

This card:	Matches this card:
 <p><i>Carrying money or valuables</i></p>	 <p><i>Keep the money tucked away, and do not show the valuables.</i></p>
 <p><i>Children returning home from school</i></p>	 <p><i>Be sure that you or someone else is home so your children are not left alone.</i></p>
 <p><i>Crossing the street</i></p>	 <p><i>Use a crosswalk, obey traffic signals, and be aware of cars and other moving vehicles.</i></p>
 <p><i>Drinking alcohol</i></p>	 <p><i>Drink in moderation and don't drive if you have been drinking.</i></p>
 <p><i>Having a disagreement with a family member, friend, or co-worker</i></p>	 <p><i>Take a break from the disagreement and do not become violent.</i></p>
 <p><i>Keeping cleaning supplies and medicines</i></p>	 <p><i>Lock them safely away from children.</i></p>
 <p><i>Leaving home</i></p>	 <p><i>Lock windows and doors.</i></p>
 <p><i>Moving to a new community</i></p>	 <p><i>Meet your neighbors.</i></p>
 <p><i>Riding a bike</i></p>	 <p><i>Always wear a helmet.</i></p>
 <p><i>Riding in a car</i></p>	 <p><i>Always put babies and young children in special car sets, and wear a safety belt.</i></p>
 <p><i>Using the stove or oven</i></p>	 <p><i>Stay at home while the stove or oven is on.</i></p>
 <p><i>Walking at night</i></p>	 <p><i>Walk in groups.</i></p>

## Your Rights and Your Responsibilities Cards



*Citizens can vote in elections.*



*Everyone who lives in the United States has basic civil rights, such as freedom of speech, freedom of worship, and the right to legal assistance.*



*Families need to support themselves as soon as possible, especially because public assistance is limited for most refugees.*



*If you break the law, your immigration status could be affected.*



*If you move to a new home, you must fill out a change of address form.*



*In this state, minimum wage is \$\_\_\_ an hour.*



*Job discrimination is illegal in the United States. No one can refuse to give you a job because of your race, country of origin, religion, age, gender, or sexual orientation.*



*Know the law: All children between the ages of \_\_\_\_\_ and \_\_\_\_\_ must attend school.*



*Know the law: Certain drugs are illegal to use.*



*Know the law: Hurting a child (yours or someone else's) is illegal.*



*Know the law: It is illegal to drink alcohol if you are under the age of 21.*



*Know the law: It is illegal to hit or hurt in any way anyone in your family.*





*Know the law: It is illegal to smoke tobacco if you are under the age of 18.*



*Know the law: Non-citizens cannot vote in any election.*



*Know the law: Sexual harassment is illegal.*



*Know the law: Young children must be supervised.*




*Men between 18 and 25 years of age must register for the Selective Service.*



*Parents must learn legal ways to discipline their children.*



*Public services and benefits are available to those who are eligible for them.*



*You can cross the road safely when you see the "walk" signal.*



*You can get help, such as advice and support, from your local resettlement agency.*



*You can move to a new community from your resettlement site.*



*You can work in the United States.*



*You must have a driver's license to operate a vehicle.*



*You must learn and know the laws.*



*You need to pay your own income taxes. You must fill out and send an income tax form to the government every year. You fill out the form yourself or find someone to help you.*



*Your resettlement agency will give you basic items for your first home, or will help you get the items.*



# Your Rights and Your Responsibilities Answer Key

## Rights

- ▶ Citizens can vote in elections.
- ▶ Everyone who lives in the United States has basic civil rights, such as freedom of speech, freedom of worship, and the right to legal assistance.
- ▶ In this state, minimum wage is \$\_\_\_ an hour.
- ▶ Job discrimination is illegal in the United States. No one can refuse to give you a job because of your race, country of origin, religion, age, gender, or sexual orientation.
- ▶ Public services and benefits are available to those who are eligible for them.
- ▶ You can get help, such as advice and support, from your local resettlement agency.
- ▶ You can move to a new community from your resettlement site.
- ▶ You can work in the United States.
- ▶ Your resettlement agency will give you basic items for your first home, or will help you get the items.

## Responsibilities

- ▶ Families need to support themselves as soon as possible, especially because public assistance is limited for most refugees.
- ▶ If you break the law, your immigration status could be affected.
- ▶ If you move to a new home, you must fill out a change of address form.
- ▶ Know the law: All children between the ages of \_\_\_ and \_\_\_ must attend school.
- ▶ Know the law: Certain drugs are illegal to use.
- ▶ Know the law: Hurting a child (yours or someone else's) is illegal.
- ▶ Know the law: It is illegal to drink alcohol if you are under the age of 21.
- ▶ Know the law: It is illegal to hit or hurt in any way anyone in your family.
- ▶ Know the law: It is illegal to smoke tobacco if you are under the age of 18.
- ▶ Know the law: Non-citizens cannot vote in any election.
- ▶ Know the law: Sexual harassment is illegal.
- ▶ Know the law: Young children must be supervised.
- ▶ Men between 18 and 25 years of age must register for the Selective Service.
- ▶ Parents must learn legal ways to discipline their children.
- ▶ You can cross the road safely when you see the "Walk" signal.
- ▶ You need to pay your own income taxes. You must fill out and send an income tax form to the government every year. You fill out the form yourself or find someone to help you.
- ▶ You must have a driver's license to operate a vehicle.
- ▶ You must learn and know the laws.

# Responsibilities

# Rights

## Steps for Refugees to Adjust Status



1. Arrive in the United States with refugee status.



2. Attend all health appointments and get the immunizations you need. Avoid trouble with the law.



3. Make an appointment with an authorized immigration specialist.



4. With the help of an authorized immigration specialist, apply for adjustment of status to a Lawful Permanent Resident (LPR).




5. Receive LPR status and your Green Card.



6. Continue to learn English, avoid trouble with the law, and pay taxes.



7. After 4 years and 9 months in the United States, make an appointment with an authorized immigration specialist and apply for U.S. citizenship. You will need to take a written and oral test in English.



8. When the application is accepted, swear in as a citizen of the United States.



## Steps for Refugees to Adjust Status Cards




*Arrive in the United States with refugee status.*



*Attend all health appointments and get the immunizations you need. Avoid trouble with the law.*



*Make an appointment with an authorized immigration specialist.*



*With the help of an authorized immigration specialist, apply for adjustment of status to a Lawful Permanent Resident (LPR).*




*Receive LPR status and your Green Card.*



*Continue to learn English, avoid trouble with the law, and pay taxes.*



*After 4 years and 9 months in the United States, make an appointment with an authorized immigration specialist and apply for U.S. citizenship. You will need to take a written and oral test in English.*



*When the application is accepted, swear in as a citizen of the United States.*



## Refugee Adjustment of Status Flowchart

*Adjusting Your Status from Refugee (I-94) to Lawful Permanent Resident (LPR; Green Card): Adjustment of status is required. Refugees who do not begin the process of adjustment of status are violating their immigration visa and are at risk of immigration penalties, including being expelled from the United States.*




1. After 1 year in the United States, ask your case worker/ manager to refer you to an authorized immigration specialist.



2. Make an appointment with the authorized immigration specialist.



3. Meet with the authorized immigration specialist to find out what steps you need to take to adjust your status to that of a Lawful Permanent Resident.



4. With the help of the authorized immigration specialist, do the following:



a. Make an appointment at a doctor's office to fill out the Vaccination Check (Form I-693).



b. Fill out the application for permanent residency (Form I-485).




c. Obtain two passport-style photos.



d. Make a copy of your Form I-94 (proving your refugee status).



e. Fill out the biographic form (Form G-325A).



5. Submit your application with all required documents for permanent residency.



6. You will receive a notice stating that U.S. Citizenship and Immigration Services (USCIS) received your application.



7. You will next receive an appointment for biometrics (fingerprints). You must attend the appointment to have your fingerprints taken.



8. You may receive a notice to go for an interview with USCIS.



9. USCIS will send you a letter telling you whether they have approved your application or not.



## Local Law Critical Incidents

The Bigome family has a problem with ants in their kitchen.

- ▶ Laws to find out about and discuss: landlord and tenant responsibilities
- ▶ Local notes:

Khine buys a soda. It says she can return the bottle when she is finished and receive 10 cents.

- ▶ Laws to find out about and discuss: recycling programs
- ▶ Local notes:

Prabin would like to build a shed in his backyard.

- ▶ Laws to find out about and discuss: zoning laws and tenant rights
- ▶ Local notes:

The Gurung family, made up of a mother, father, and 6-year-old, recently bought a car. They are wondering what they should do so that their child can ride in the car.

- ▶ Laws to find out about and discuss: child safety seat requirements
- ▶ Local notes:

Chit Cho Hla is talking to her cousin on her cell phone while driving to visit a friend in another state.

- ▶ Laws to find out about and discuss: the use of cell phones while driving
- ▶ Local notes:

Zaid is following the speed limit while driving on the highway and crosses the border into another state.

- ▶ Laws to find out about and discuss: speed limits
- ▶ Local notes:

Rishi and his wife went out to eat at a local restaurant. They were surprised when Rishi was told he must put out his cigarette.

- ▶ Laws to find out about and discuss: smoking and public places
- ▶ Local notes:

Yamu is hoping to get a job and expects to make minimum wage.

- ▶ Laws to find out about and discuss: minimum wage requirements
- ▶ Local notes:

Abida goes to work before the sun comes up and gets home from English classes after the sun goes down. She would like to get some exercise at the park nearby before work or after English class.

- ▶ Laws to find out about and discuss: the use of public spaces
- ▶ Local notes:

Berihun's friends have been hanging out at a convenience store after school, and he would like to hang out with them.

- ▶ Laws to find out about and discuss: loitering laws
- ▶ Local notes:

Djany would like to fish in the river at the park near her house.

- ▶ Laws to find out about and discuss: fishing laws
- ▶ Local notes:

So Rey would like to carry a concealed firearm.

- ▶ Laws to find out about and discuss: firearm laws
- ▶ Local notes:

# U.S. Laws and Refugee Status Unit Vocabulary Worksheet 1

Directions: Match the words on the left to the pictures on the right. The first one is done for you.

## Words

ambulance

fire

police

fire extinguisher

fire alarm

Green Card

lock

9-1-1

## Pictures

